

PYTHON FOR GAMMA- RAY ASTRONOMY

Christoph Deil (MPIK Heidelberg)

*March 21, 2016
PyAstro15 in Seattle*

GAMMA-RAY ASTRONOMY

Space and ground telescopes

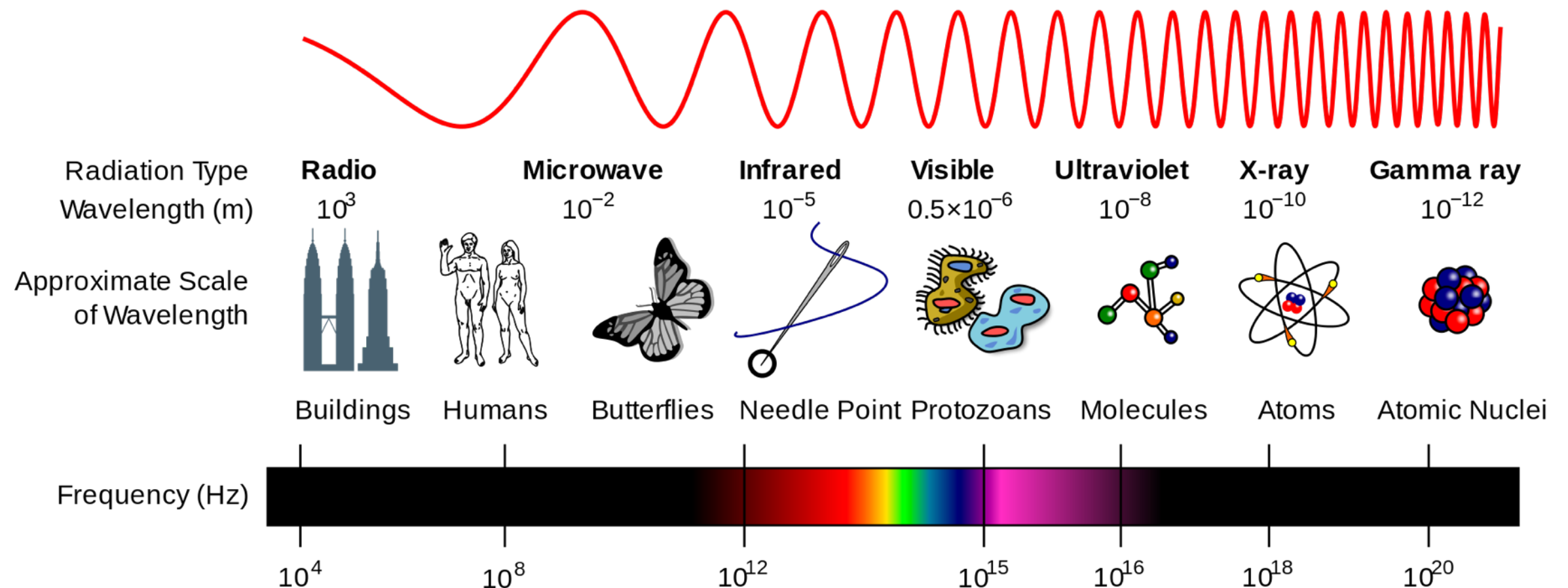
- Brief introduction to gamma-ray telescopes and data (will go very quickly over slides in this section)
- No time to cover astrophysics, if you're interested, here's a good recent review: [2015arXiv150805190F](#)

Space- and Ground-Based
Gamma-Ray Astrophysics

Stefan Funk ^{1, 2}

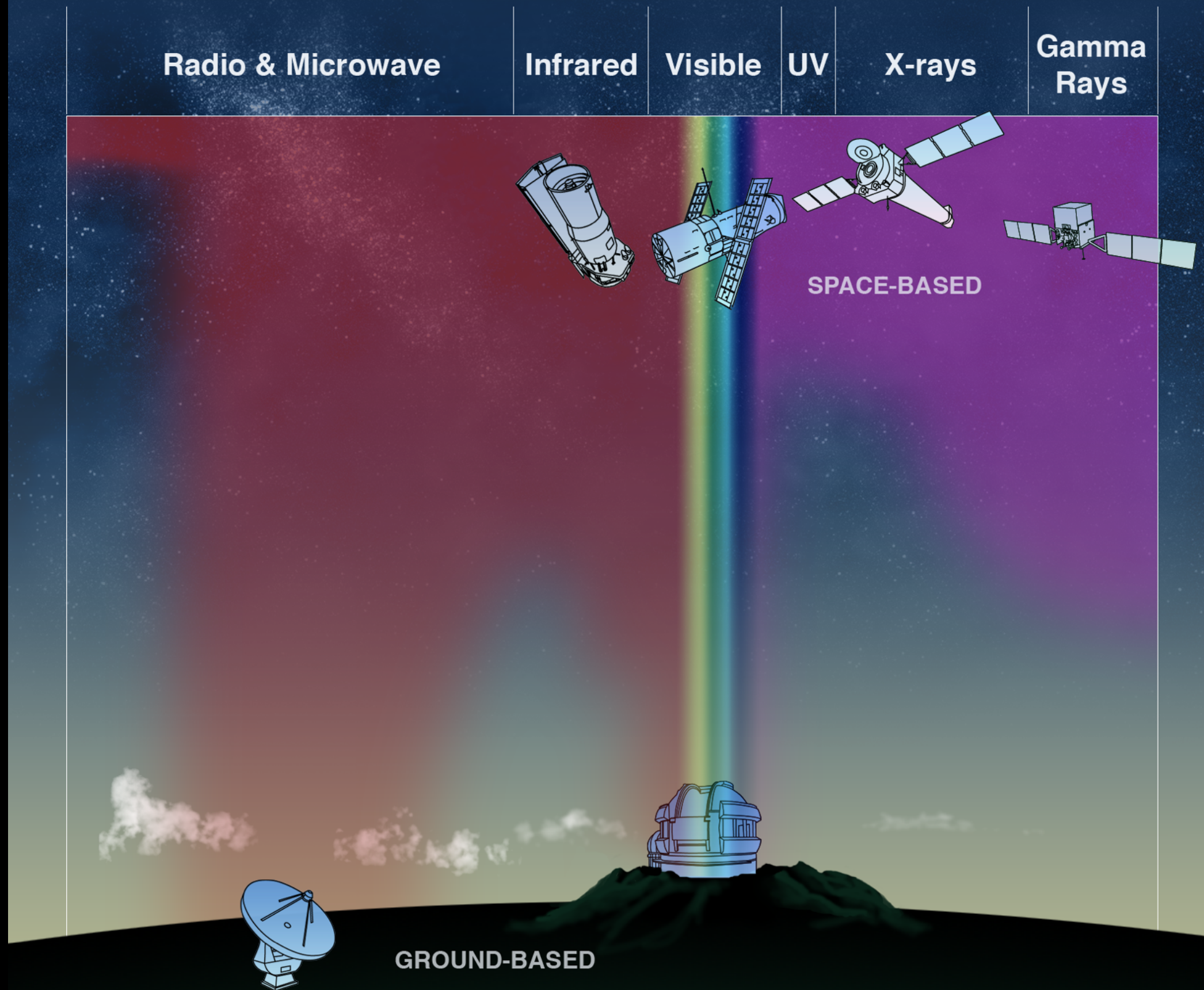


ELECTROMAGNETIC SPECTRUM



Gamma-rays are the high-energy end of the electromagnetic spectrum.


*Observe photons of energy MeV to ~ 100 TeV
(optical light is ~ 1 eV, X-rays are ~ 1 keV)*



How Light is Absorbed in Our Atmosphere

FERMI-LAT PAIR PRODUCTION TELESCOPE

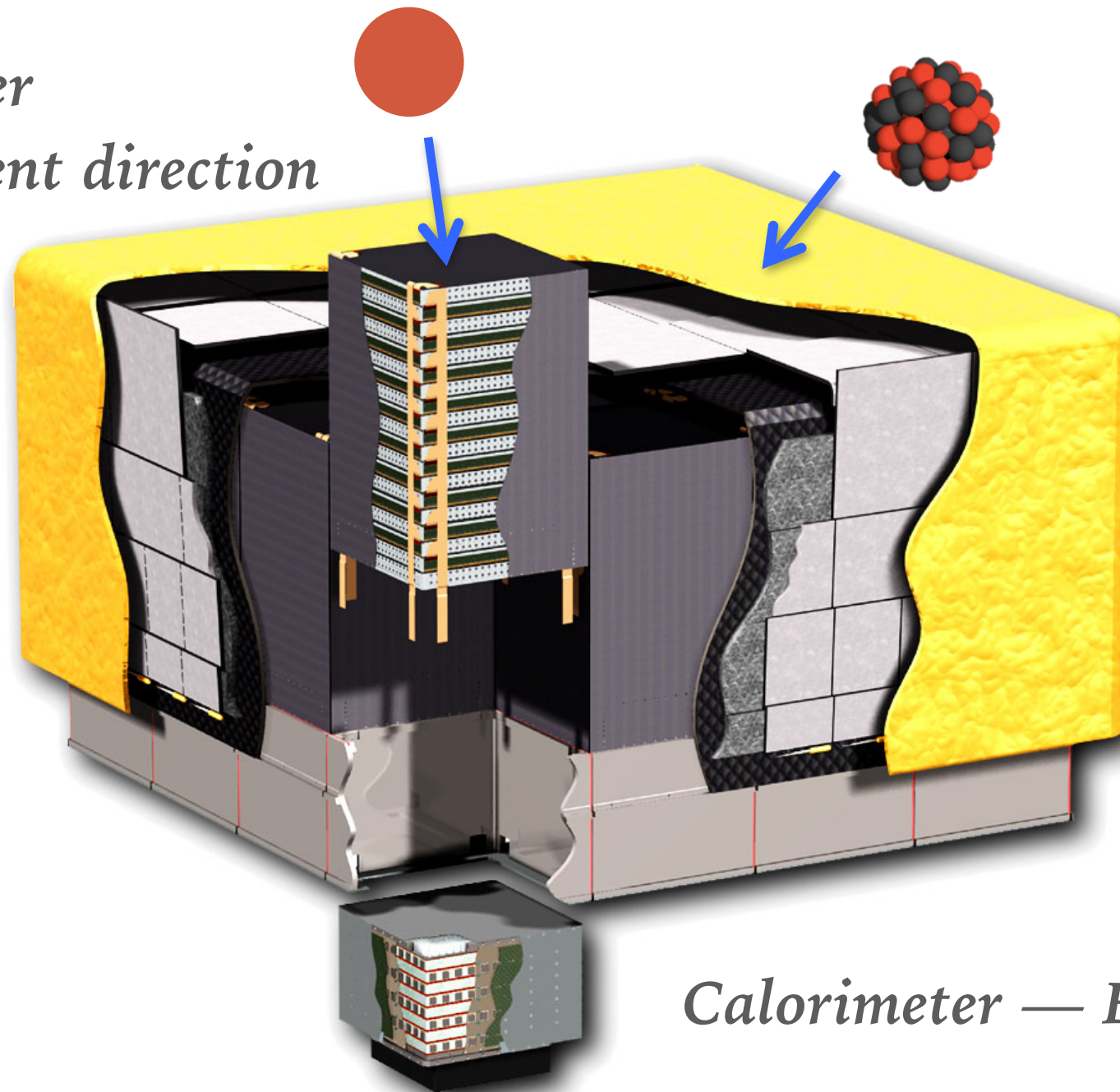
.....



FERMI-LAT PAIR PRODUCTION TELESCOPE

Tracker

— *Event direction*



Anti-coincidence shield
— *Particle type (proton, electron, photon, ...)*

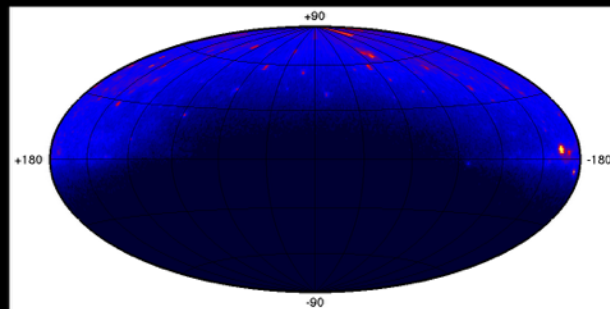

Needed to distinguish small fraction (1 in 10k) of photons among charged cosmic ray background.

Calorimeter — Energy

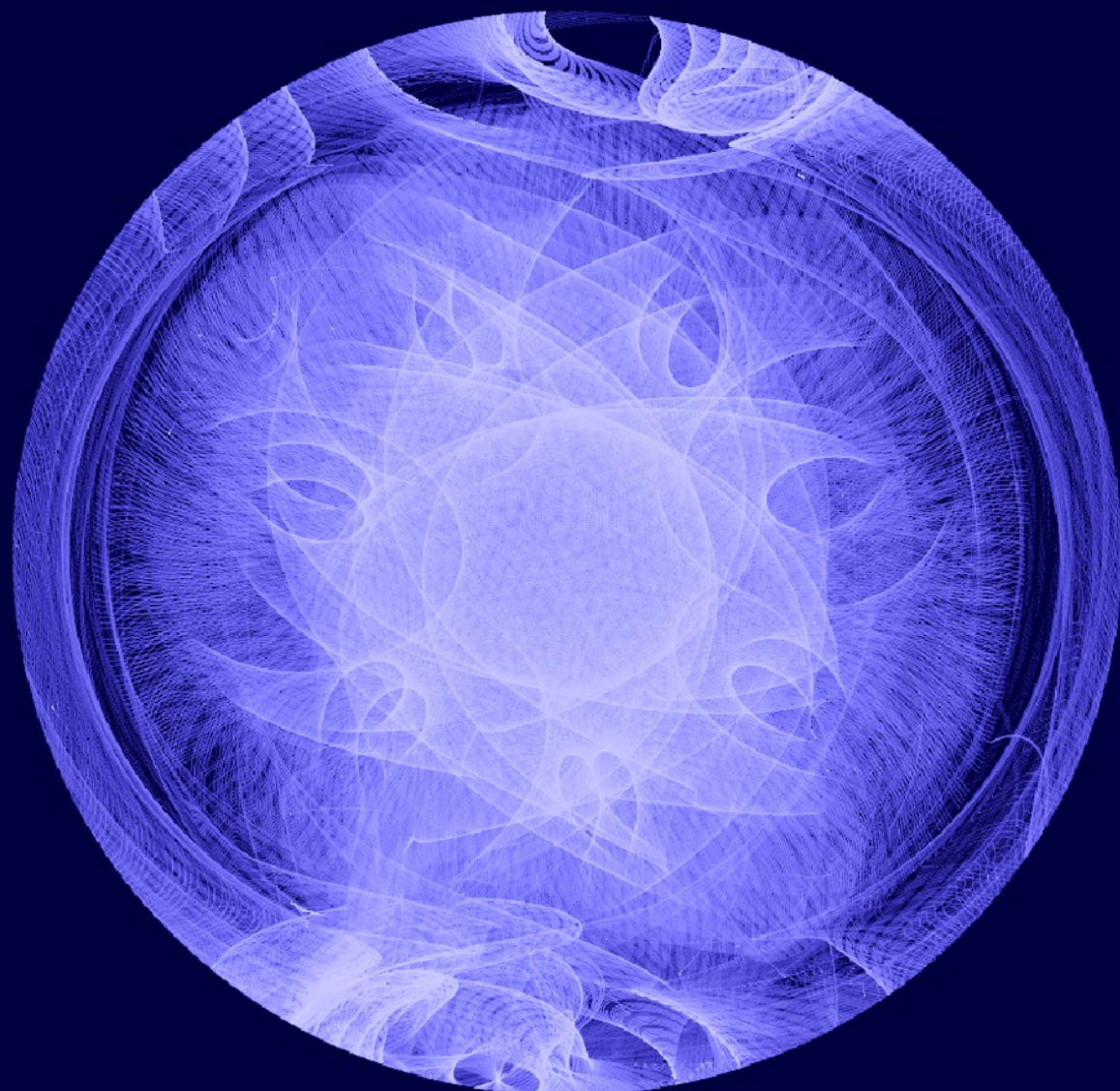
High-level data is basically an event list table (TIME, ENERGY, RA, DEC)

+ spacecraft file (GTIs, pointing)

+ instrument response functions (effective area, PSF)



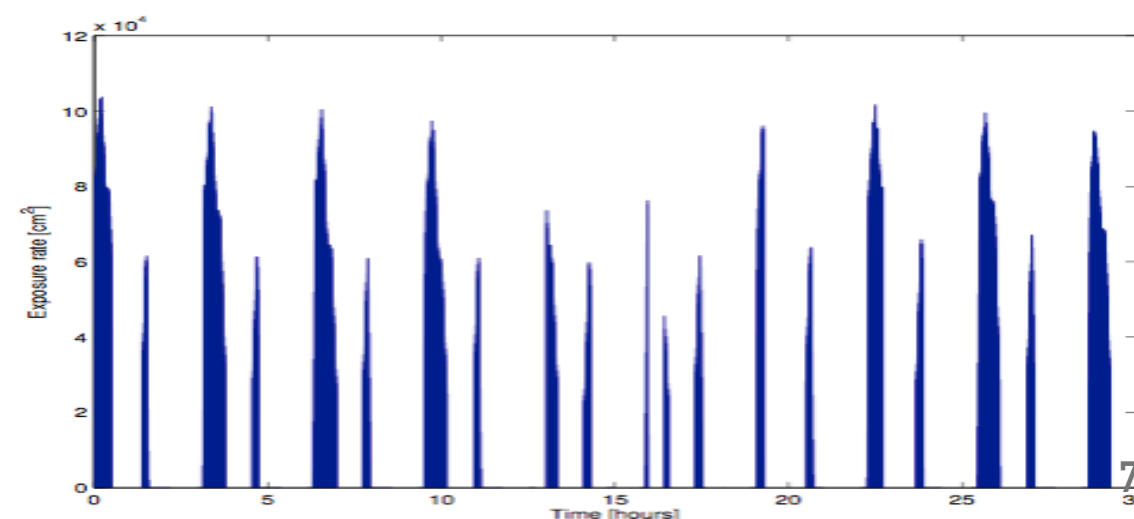
*Vela pulsar location in Fermi-LAT
field of view as a function of time*



FERMI-LAT OBSERVATIONS

- Start: 2008. Continuous all-sky survey for past 7+ years
- Large field of view — observe good fraction of the whole sky at any given time
- Earth orbit + rocking pattern — observe every source every few hours

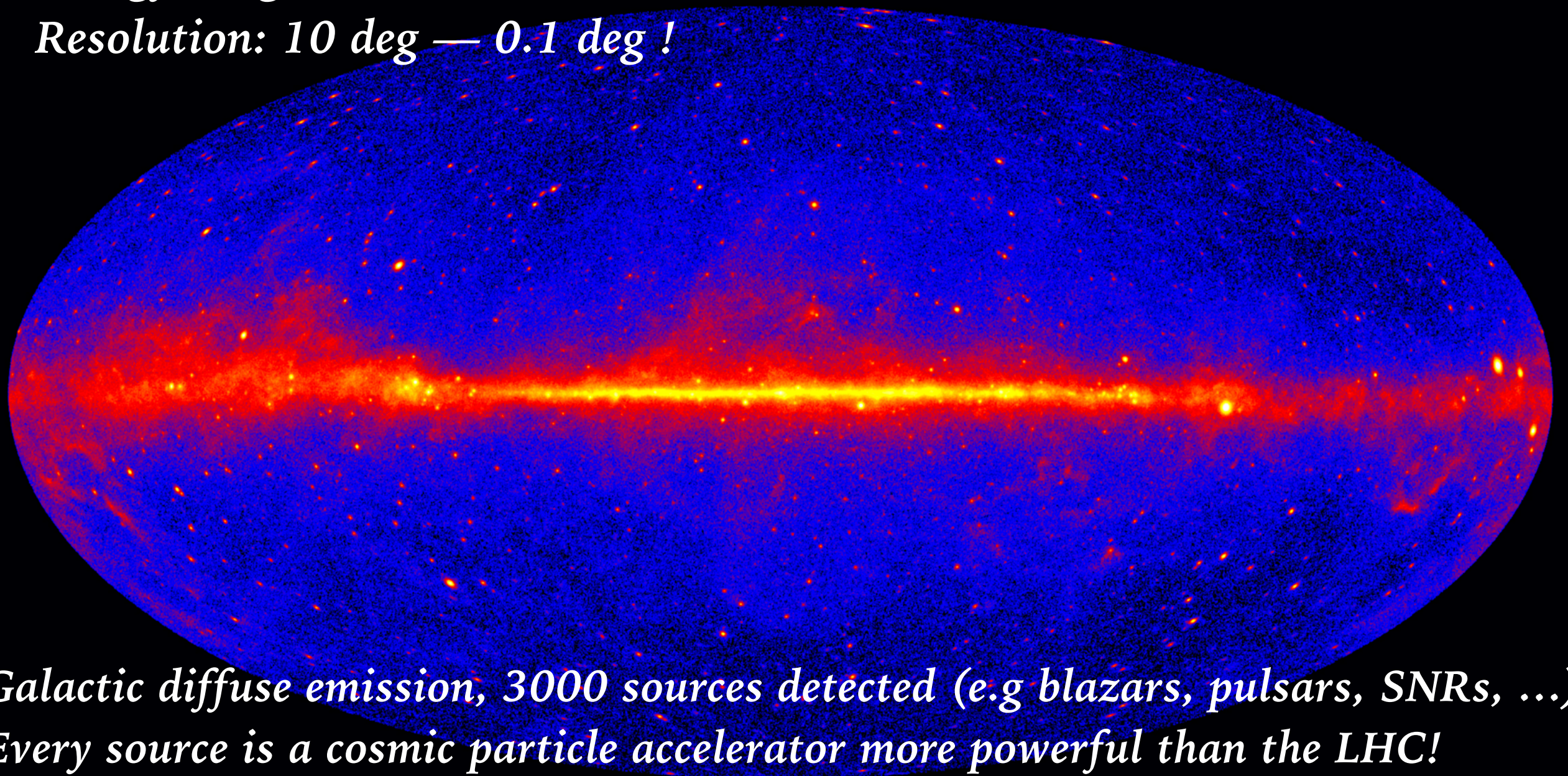
Exposure vs time for a given source on one day



FERMI-LAT — FIRST GOOD VIEW OF THE GEV GAMMA-RAY SKY

Energy range: 100 MeV — 1 TeV

Resolution: 10 deg — 0.1 deg !




Galactic diffuse emission, 3000 sources detected (e.g blazars, pulsars, SNRs, ...)
Every source is a cosmic particle accelerator more powerful than the LHC!

PHOTON STATISTICS

.....

- The Fermi-LAT is an awesome gamma-ray telescope.
- But at ~ 1 TeV it runs out of statistics, because gamma-ray spectra are steep power-laws.
- Brightest sources observed for 10 years with a 1 m^2 detector yield a few photons.
- For very-high-energy gamma-ray astronomy (> 1 TeV), other telescopes are needed!

1 m × 1 m



**Gamma-ray
photon**

“Air shower”

Cherenkov light

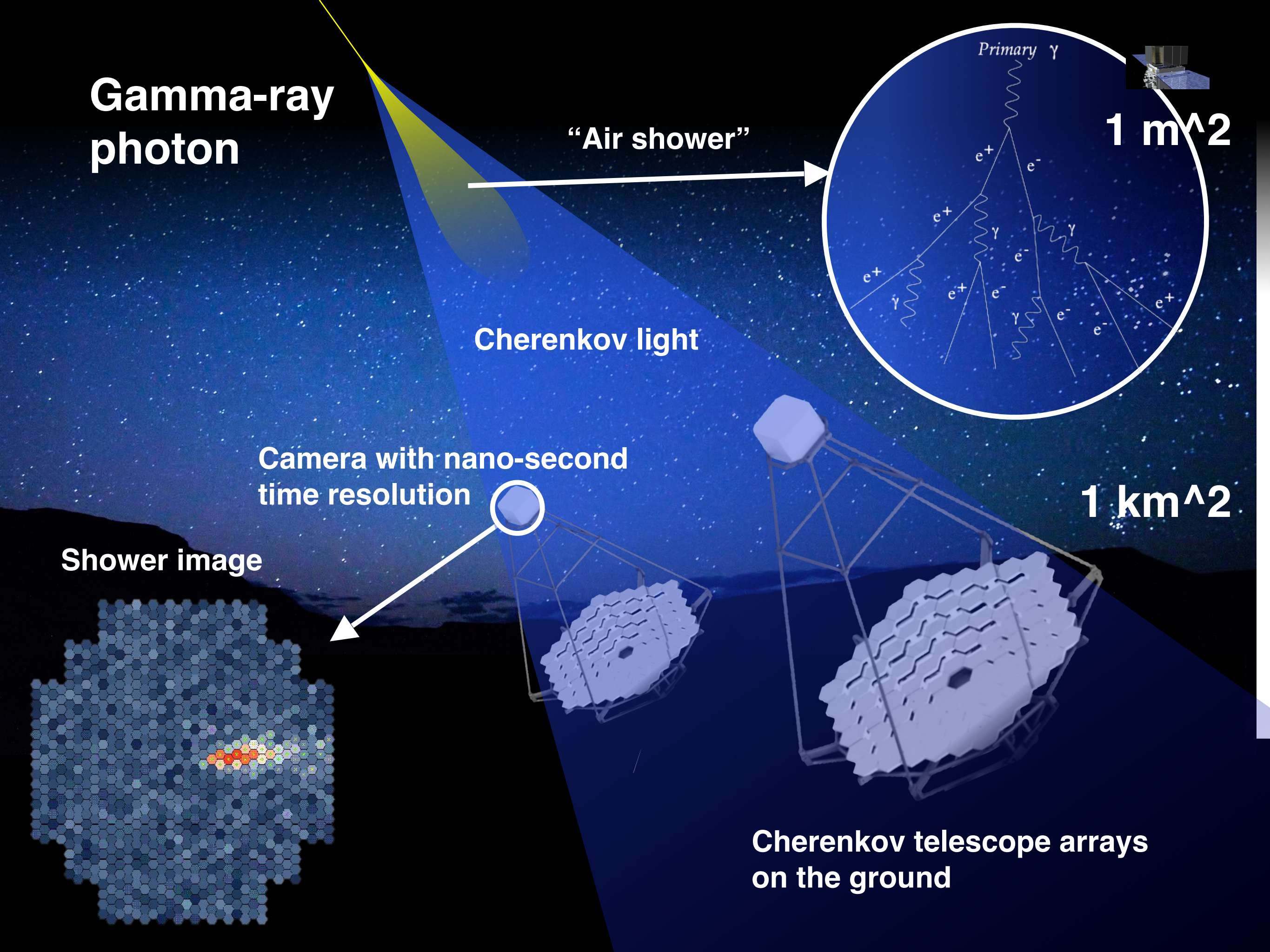
**Camera with nano-second
time resolution**

Shower image

1 m²

1 km²

**Cherenkov telescope arrays
on the ground**




IMAGING ATMOSPHERIC CHERENKOV TELESCOPE ARRAY (IACT)


*Atmosphere is part of detector -> km**2 detection area -> TeV astronomy!*

Several shower images:

- Particle ID (cosmic ray, photon)*
- Event direction (~ 0.1 deg)*
- Event energy*



MAGIC, La Palma



VERITAS, Arizona



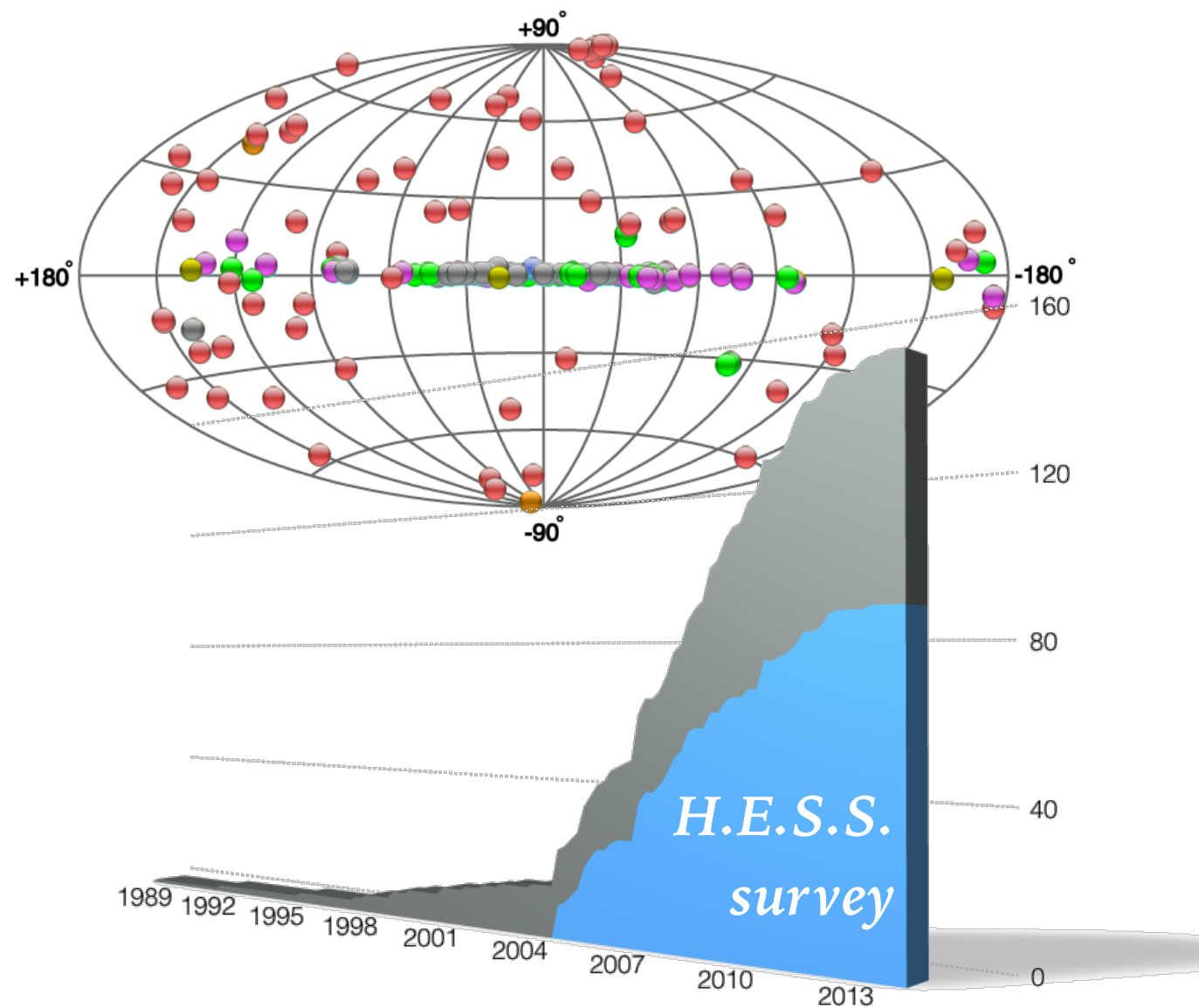
H.E.S.S., Namibia



EXISTING IACTS

.....

- Energy range roughly 100 GeV — 100 TeV
- Pointed observations with field of view of a few degrees.
- Each array has a few telescopes, total cost ~ 10 M\$
- Built by collaborations of ~ 100 astronomers
- Data and software from current IACTs not publicly available.
- (Fermi-LAT is a NASA mission with ~ 600 M\$. All data and software is publicly available!)




TEV GAMMA-RAY SOURCES

- First ground-based gamma-ray source detection: Crab nebula in 1989
- Already ~ 150 detected now! :-)
- Only a few % of the sky have been surveyed so far.

H.E.S.S. Galactic plane survey

CHERENKOV TELESCOPE ARRAY (CTA)

Next step: build more and better Cherenkov telescopes!

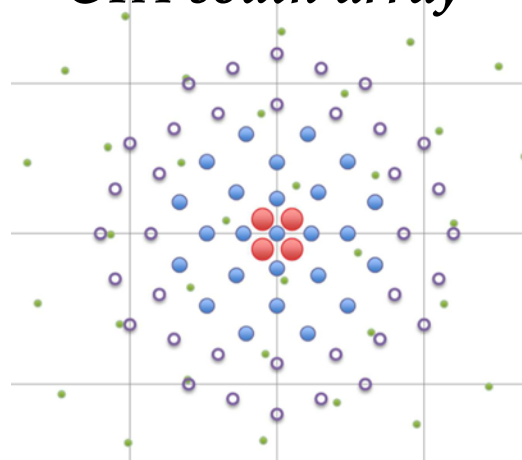


CHERENKOV TELESCOPE ARRAY

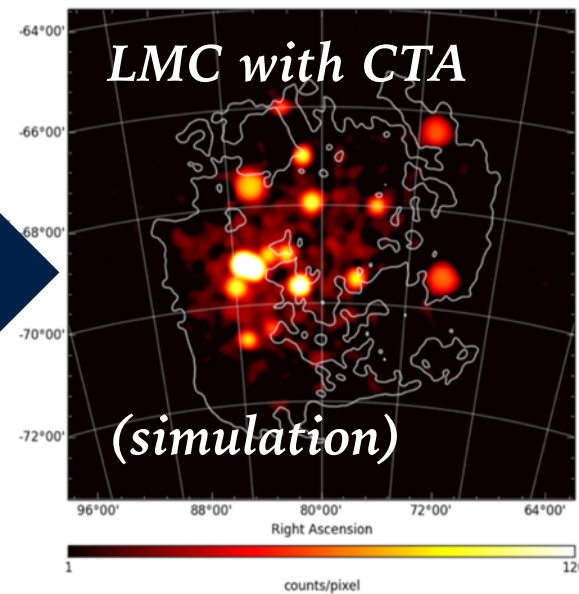
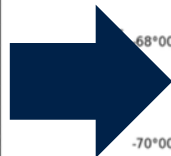
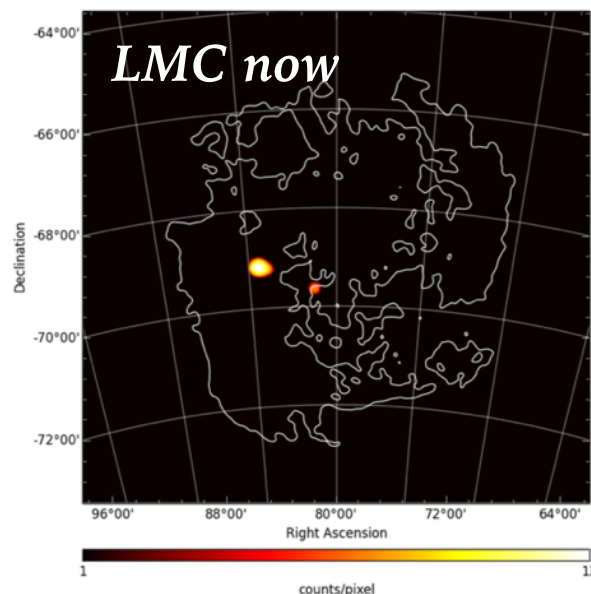
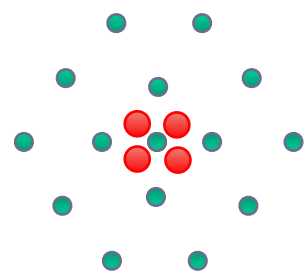
- 100 telescopes in Chile
20 telescopes on La Palma
(site negotiations still ongoing)
- International consortium with already 30 countries and 1000 astronomer members
- Cost ~ 300 M\$
- Open observatory with guest observers and archive, as is common in other wavelengths.
- Prototype telescopes taking data. Array construction starts 2017. Full array operational ~ 2024 .

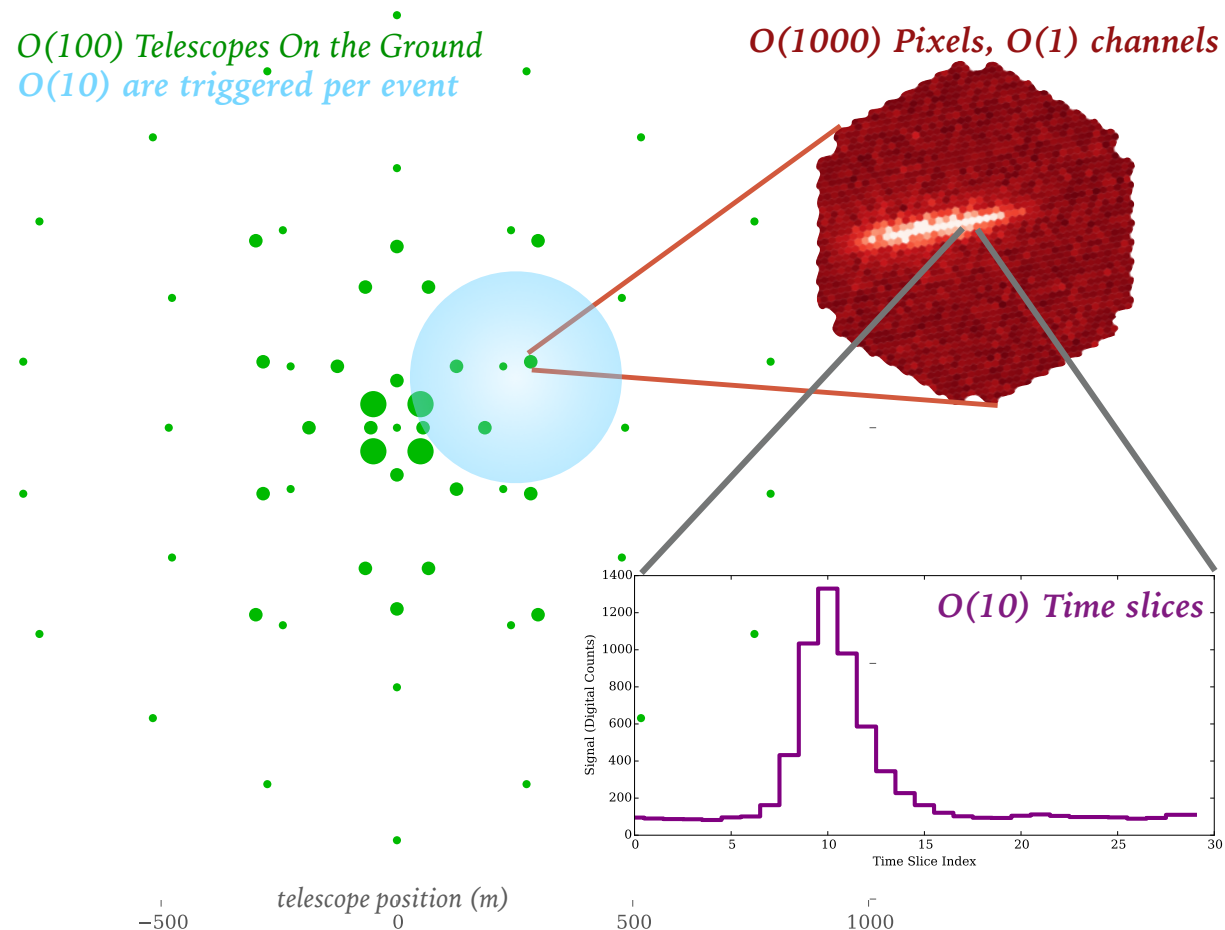


CTA south array

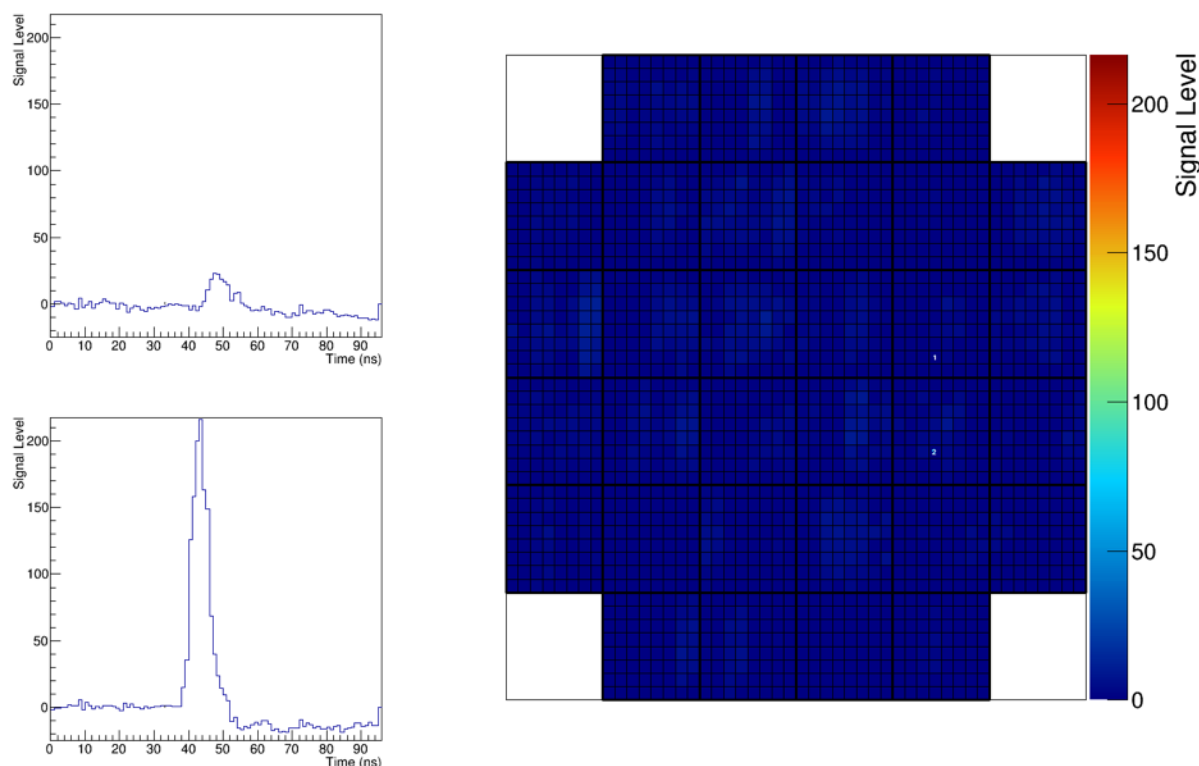


CTA north array





One of the first observed events from a CTA prototype telescope (\sim ns time resolution)




CTA — BIG AND SMALL DATA

- Raw data consists of images or little movies of air showers
- Raw data rate is ~ 10 GB / s
Big data!
- Data center: low-level **CTA pipeline** for calibration, event reconstruction, gamma-hadron separation.
- Results in much-reduced dataset: event list with just a few parameters per event (time, energy, RA, DEC)
Small data!
- Astronomers, on their laptop with downloaded FITS data (like Fermi-LAT today): high-level **CTA science tools** for source detection as well as time, spatial and spectral analysis.

CODES C++ PYTHON

in gamma-ray astronomy



THE C++ PROGRAMMING LANGUAGE

ROOT
Data Analysis Framework


ATLAS
EXPERIMENT
<http://atlas.ch>

Run: 204153
Event: 35369265
2012-05-30 20:31:28 CEST

C++ & ROOT

.....

- For the past decades, gamma-ray astronomy was mostly done by people from high-energy physics.
- For the past ~ 20 years until very recently , this meant C++ & ROOT
- ROOT provides everything!
 - Scientific computing library
 - I/O (auto C++ object serialisation)
 - GUI framework
 - Interactive REPL and scripting (ACliC, now Cling)
 - Python interface PyROOT (fancy auto wrapper generator, using ROOT introspection, not SWIG).




STATUS

.....

- Ground-based gamma-ray telescopes have proprietary software (C++ & ROOT, no Python) and data formats (serialised ROOT objects).
- Space-based gamma-ray telescopes (at least Fermi-LAT) have C++ & ROOT-based low-level pipeline, but the astronomer gets:
 - Data in FITS format
 - Science tools are C++ with SWIG Python wrapper

CTA SOFTWARE?



CTA SOFTWARE

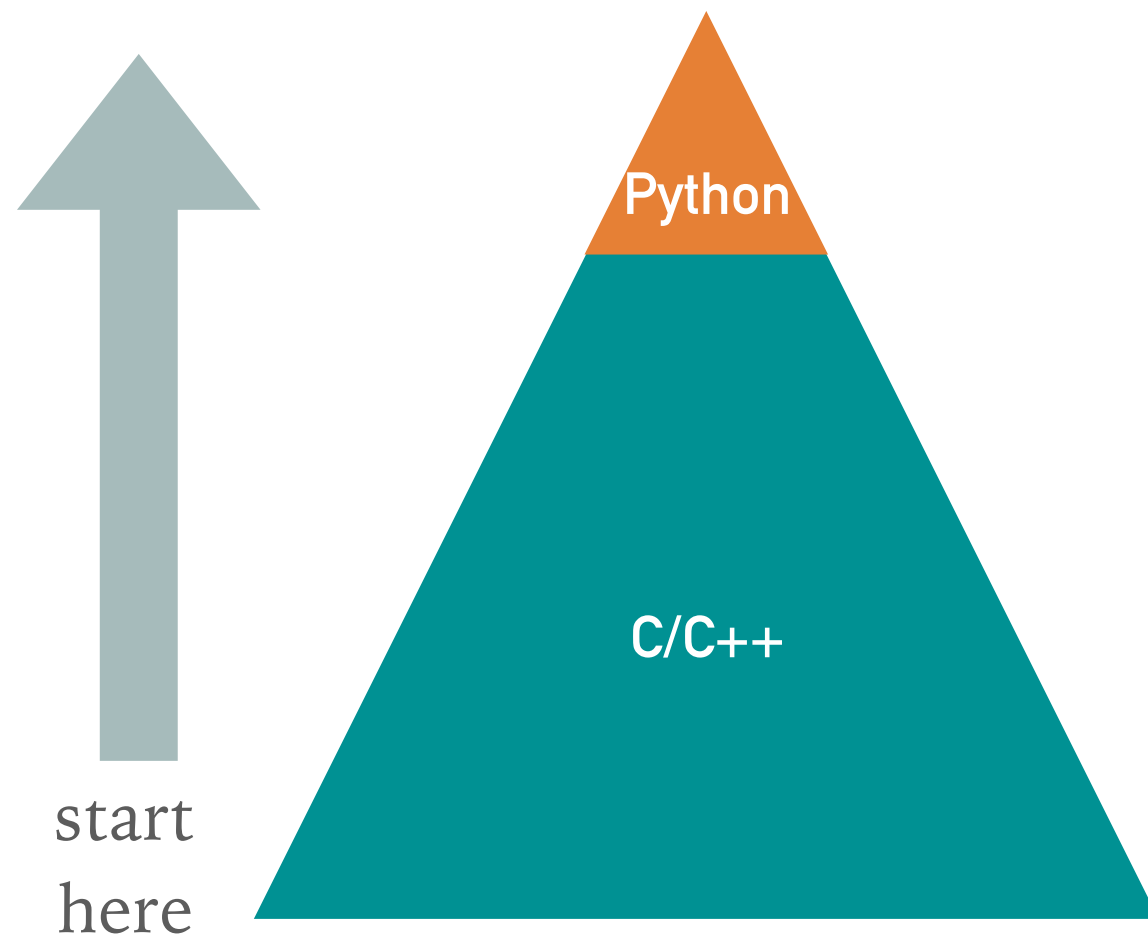
.....

- Very active development ongoing for low-level and high-level software.
- Many ideas and prototypes by different groups.
- Making decisions and going toward production codes is hard because so far no strong central management (CTA is not an ESO project).
- It looks like most CTA software will be **C, C++ or Python.**
(Also Java used for array control.)
- Somewhat surprisingly: **not ROOT!**
(HEP -> astro community change?)

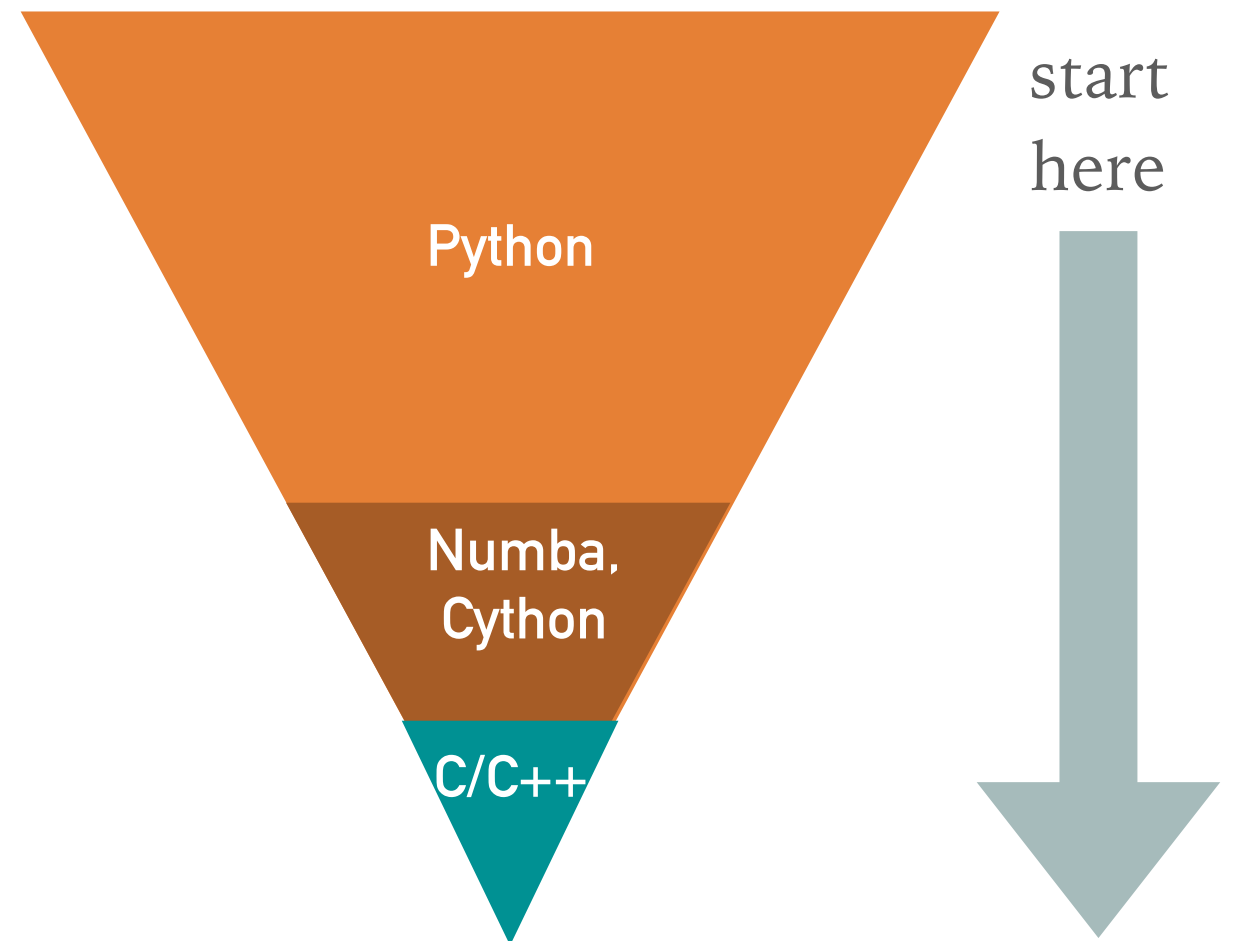


A MAJOR QUESTION FOR CTA

Bottom-Up approach

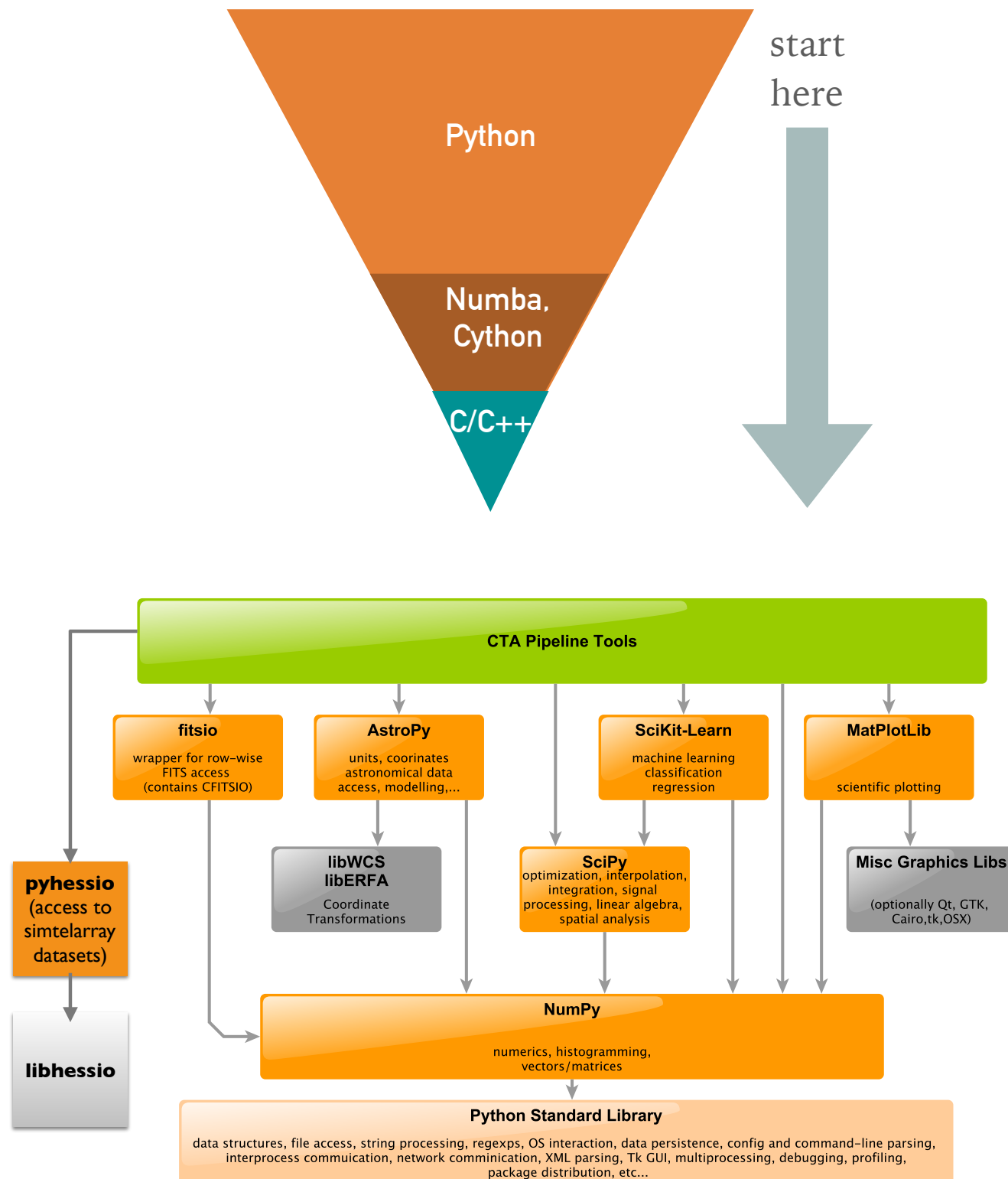


Top-Down approach



CTAPIPE

Top-Down approach

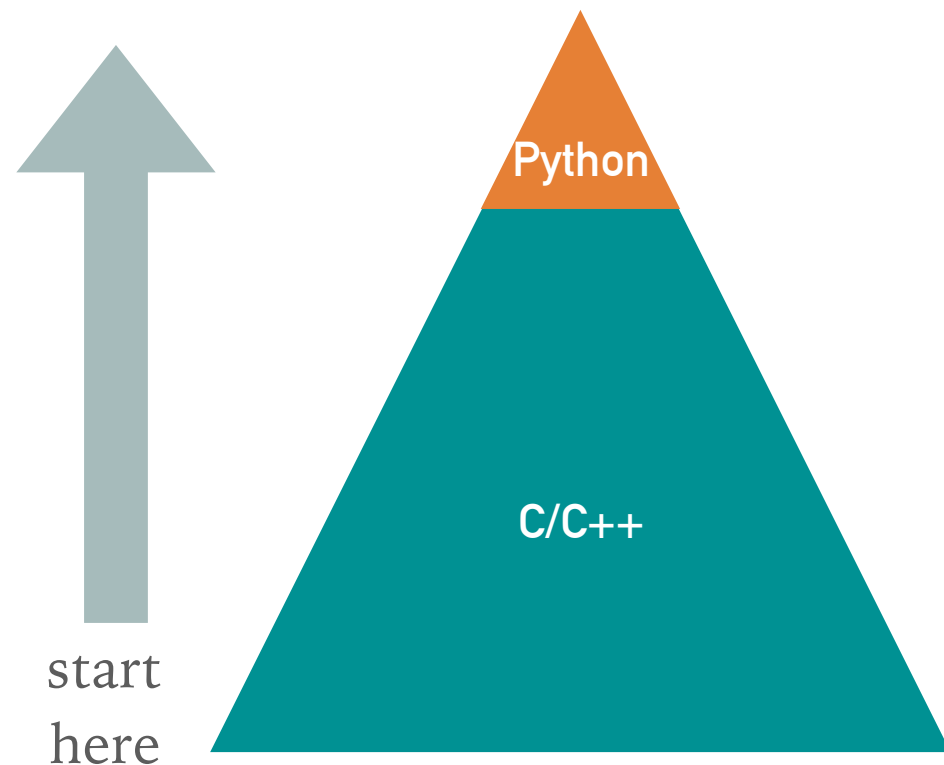


- CTA offline analysis Python pipeline prototype.
- Python package, built on Scientific Python stack and Astropy, started from Astropy affiliated package template.
- Open-source and on Github as [cta-observatory/ctapipe](https://github.com/cta-observatory/ctapipe).
- Chosen over many C and C++ based proposals and prototypes. Still a bit controversial if Python is efficient enough.
- Python 3 only!

GAMMALIB & CTOOLS

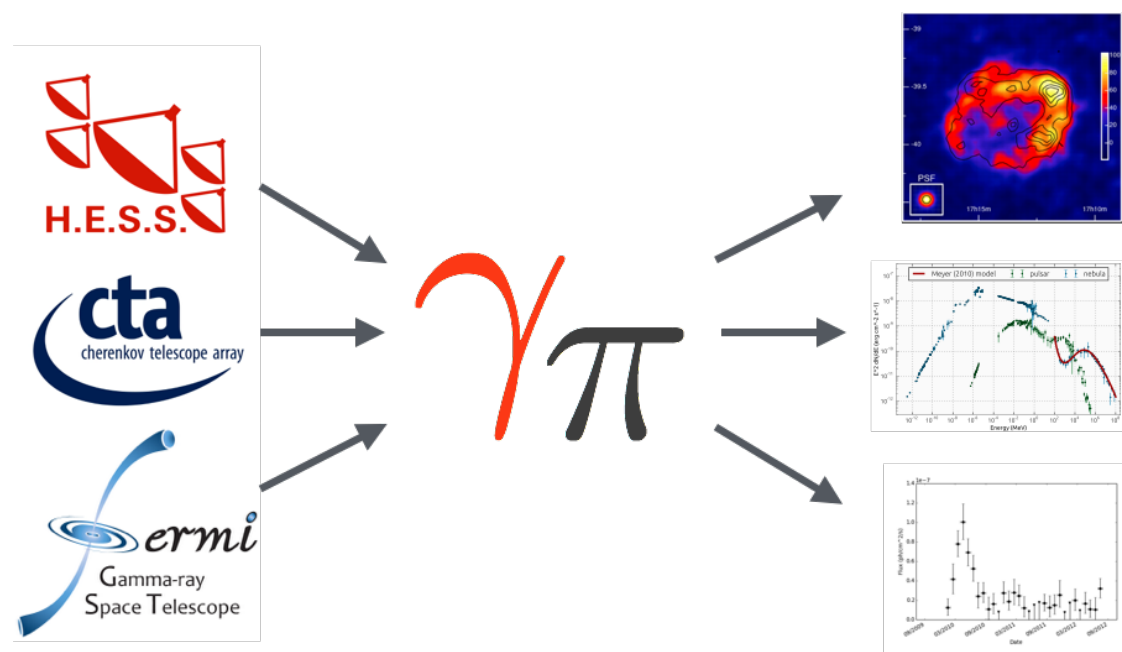
.....

Bottom-Up approach



- C++ with SWIG Python wrapper
- Gammalib
 - generic library for gamma-ray event data, with instrument modules for CTA, Fermi-LAT, ...
 - No dependencies (except CFITSIO) for easy long-term maintenance.
 - 120k SLOC
- ctools
 - software tools (like FTOOLS) for IACT analysis implemented using Gammalib
 - is being proposed as a prototype for the official CTA science tools

$\gamma\pi$ A **Python** package for **gamma-ray** astronomy

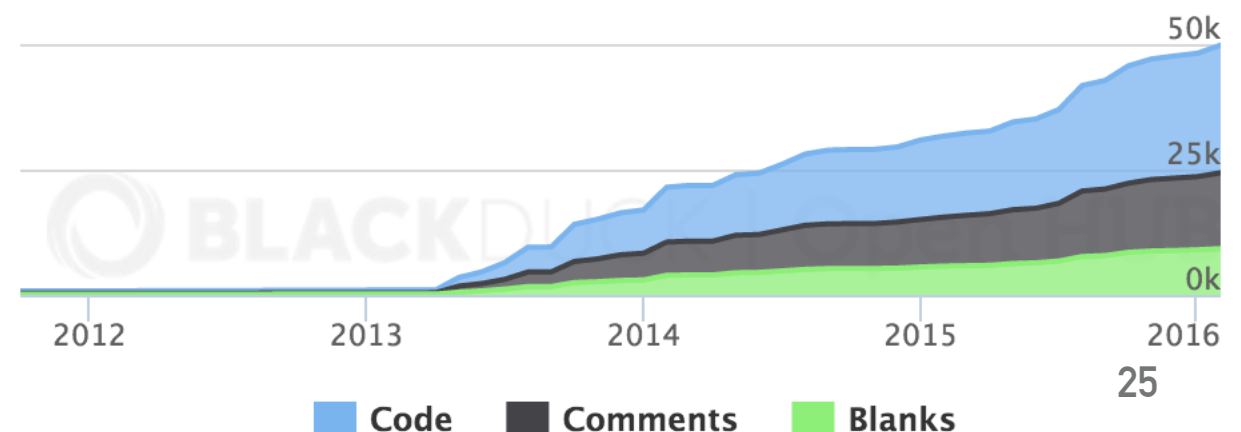


GAMMAPY

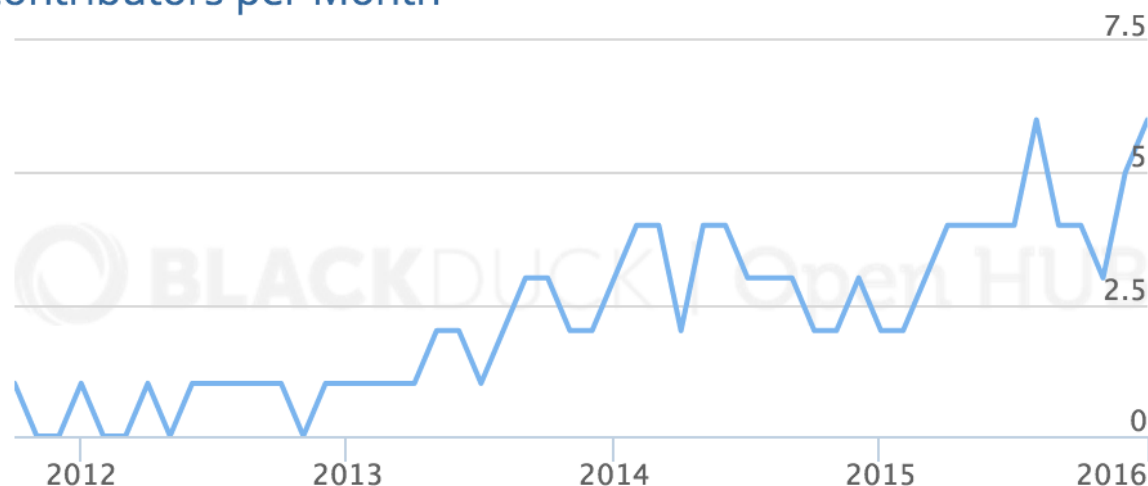
- Python package for gamma-ray science tools data analysis (provisionally accepted as an Astropy-affiliated package)
- Produce images, spectra, light curves for event data from telescopes such as H.E.S.S., CTA or Fermi-LAT.
- Fermi analysis directly or via Fermipy & Fermi ScienceTools.

- Development pretty active

Lines of Code

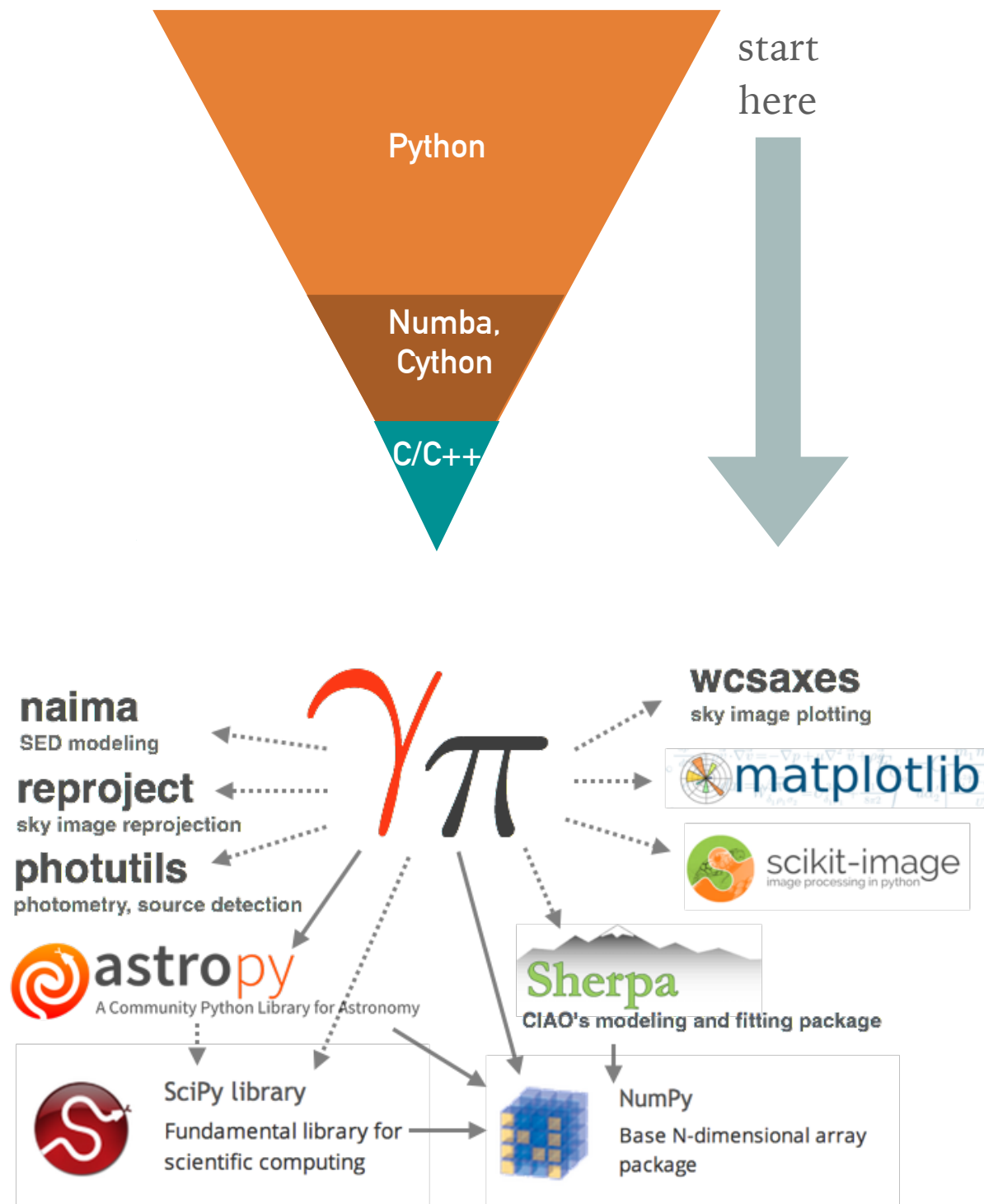


Contributors per Month



GAMMAPY

Top-Down approach



- Python first and use dependencies:
 - Builds on **Astropy** and **Sherpa**, as well as **Naima**, **Fermipy** and a few other packages like **reproject** or **photutils**.
 - Similar to ctapipe approach, different from Gammalib / ctools
- So far mainly used for research with H.E.S.S. data exported to FITS.
- Could propose as prototype for official CTA science tools.
- Plan: 1.0 release this summer, a paper in summer or fall.

GAMMAPY DEVELOPMENT

We use the awesome and free tools and infrastructure like Astropy and most open-source Python packages these days ...

GitHub Version control, issue tracker,
contributions via pull requests & code review

Tests automatically run on Linux & Mac
on each pull request and master branch



Travis CI



Python testing framework
(makes it easy to write and run tests)

Python documentation generator
API and narrative docs pages
cross-linked, full-text search

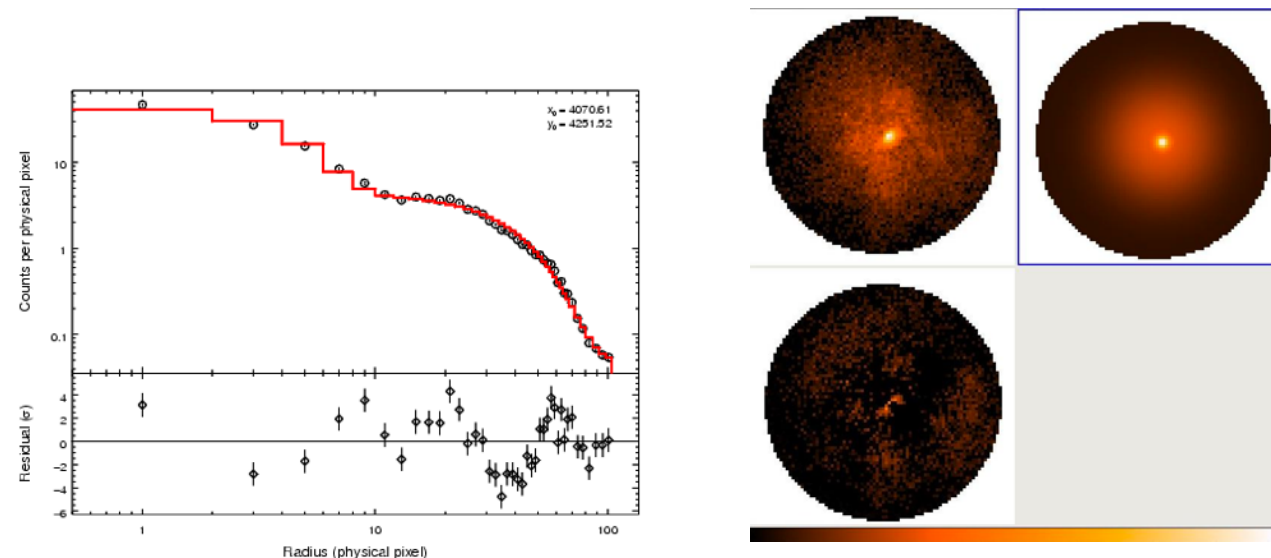


SPHINX



Anaconda

Binary cross-platform package manager.
Install Gammapy and all dependencies on any
Linux & Mac box in \$HOME in 10 min.



SHERPA

- Awesome general modeling and fitting package (similar, but different from astropy.modeling)

NAIMA

- Astropy-affiliated package for non-thermal SED modeling. Fitting using emcee or Sherpa

FERMIPY

```
data:
    evfile : ft1.lst
    scfile : ft2.fits

    from fermipy import GTAnalysis

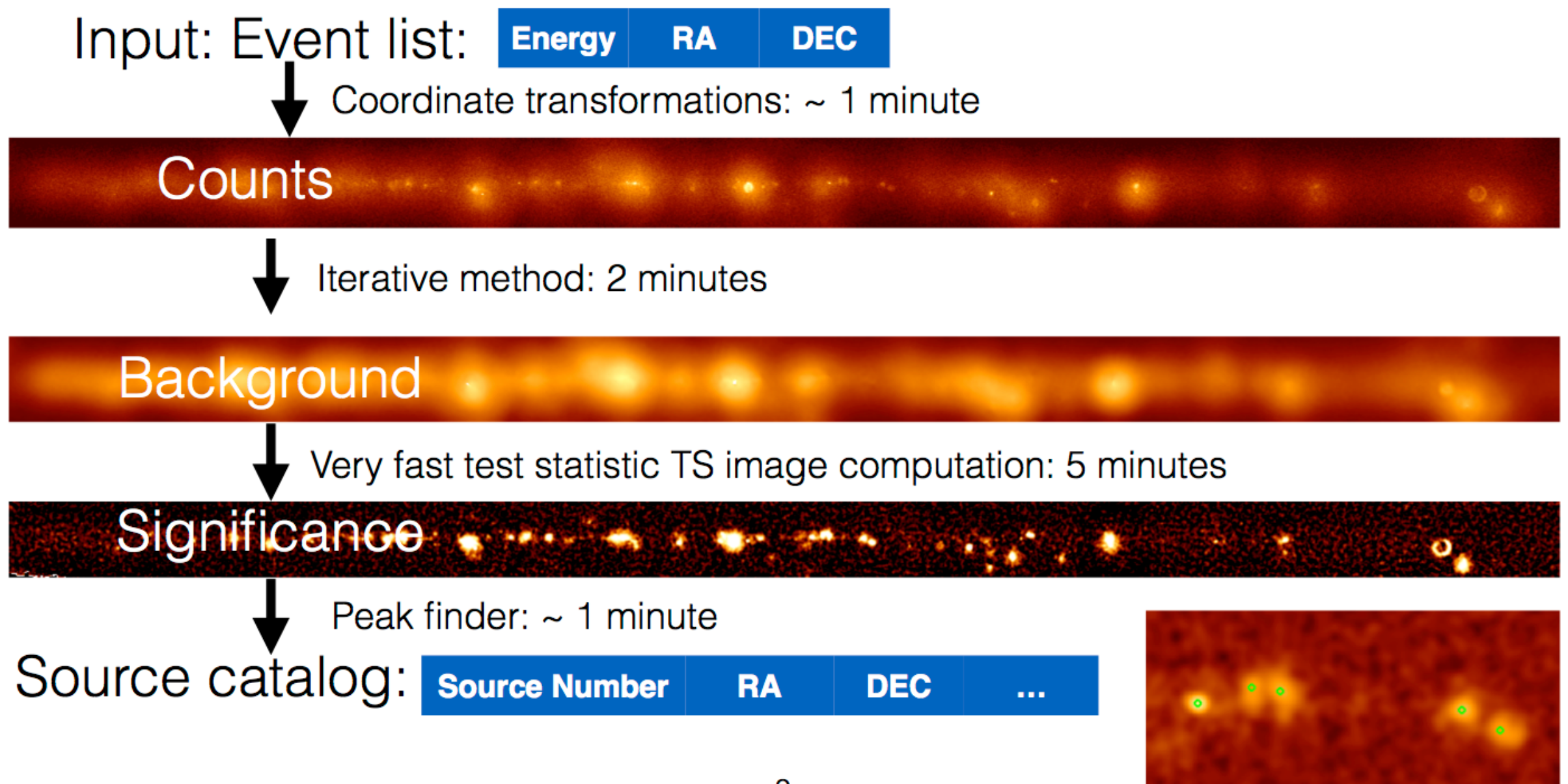
    gta = GTAnalysis('config.yaml')
    gta.setup()
    gta.fit()
    gta.print_roi()

binning:
    roiwidth : 10.0
    binsz    : 0.1
    binsperdec : 8
```

All open-source, open-development projects on Github!

GAMMAPY APPLICATION EXAMPLE

*With very little Python code, go from an event list
to a source catalog for the H.E.S.S. Galactic plane survey.*



WRAP-UP

*Python in gamma-ray
astronomy*

SUMMARY

- Space- and ground-based gamma-ray observations are used to study cosmic particle accelerators and the non-thermal universe.
- Ground-based gamma-ray astronomy is so far done with C++ / ROOT based codes in collaborations (no public data or software access).
- The Cherenkov Telescope Array (CTA) is coming
 - Open observatory and data, open-source software.
 - Competing concepts on C / C++ / Python software and dependency stack are being prototyped and proposed.
- Open-source codes using scientific Python stack and Astropy: ctapipe, Gammapy, Naima, Fermi



THANK YOU!

.....

- For organising PyAstro16!
- For the opportunity to give this presentation.
- For building the Astropy package and community!
- For providing and maintaining important infrastructure for Python and astronomy
 - Astropy core
 - package template
 - ci-helpers
 - Astropy conda channel



Comments?
Questions?

BACKUP SLIDES

SIDE COMMENT: OPEN IACT DATA EFFORT

- “Python in gamma-ray astronomy” workshop,
November 16 — 20, 2015, MPIK Heidelberg
<http://gammapy.github.io/PyGamma15/>
- Agreed to start an open gamma-ray astronomy effort:
<https://lists.nasa.gov/mailman/listinfo/open-gamma-ray-astro>
<https://github.com/open-gamma-ray-astro>
- [Open IACT DL3 specifications](#) (Github & Readthedocs)
- [IACT DL3 meeting in Meudon in April 2016](#)
(participants from all existing IACTs and CTA)

GAMMAPY SOFTWARE CHALLENGES

- Decide how to do modeling / fitting?
Sherpa, or astropy.modeling, or roll our own?
- How to structure the functionality into sub-packages so that it makes sense and circular imports are avoided.
- Which patterns to use to implement analysis workflows?
 - Where to use functions? classes? config objects? results objects?
 - How to expose this both as a Python API and as command line tools?
- Software distribution (e.g. no conda package for Fermi ScienceTools yet, conda packages for Healpy, Sherpa, ... changing).