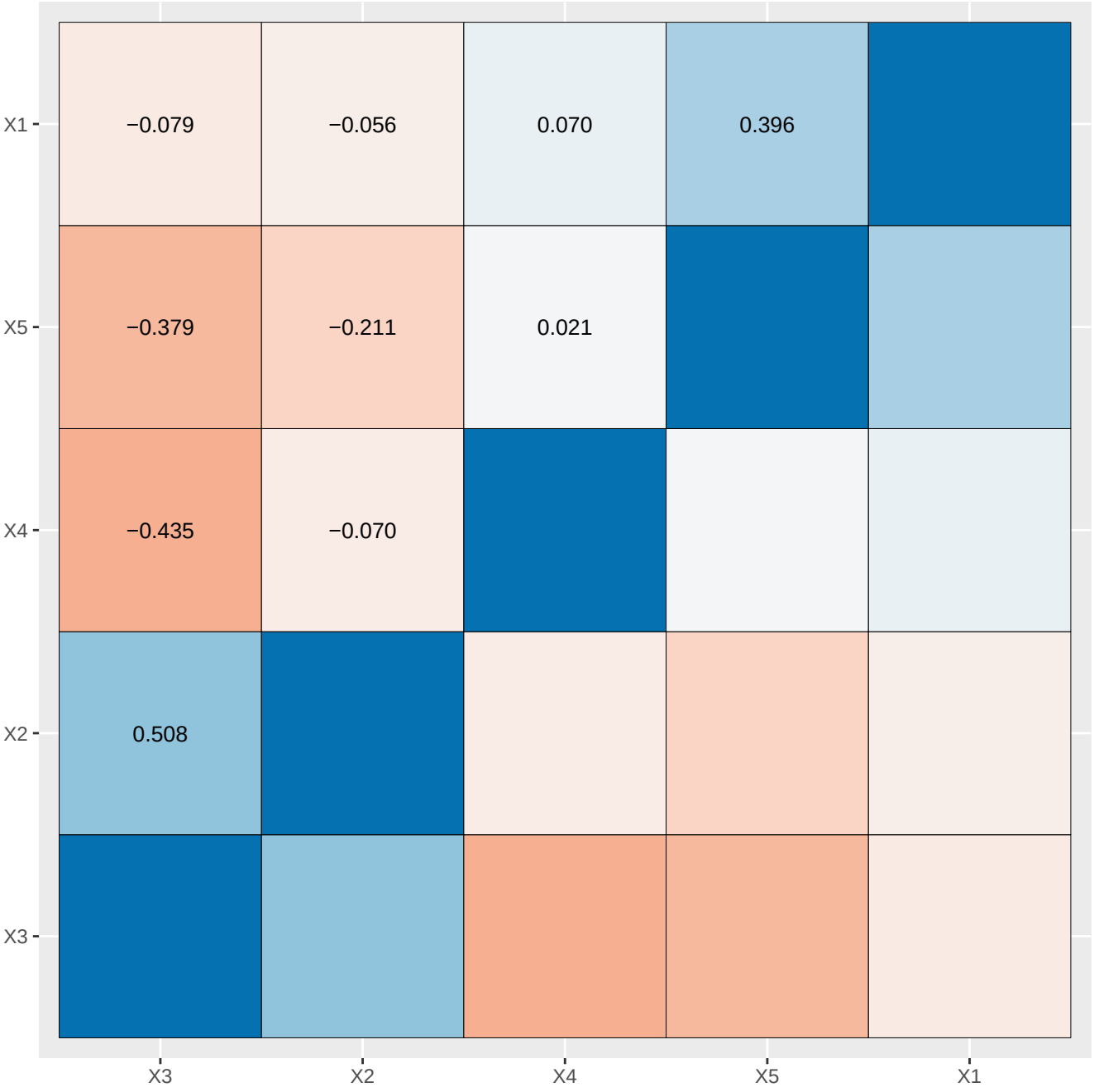
X1
X5
X4
X2
X3
−0.079
−0.056
0.070
0.396
−0.379
−0.211
0.021
−0.435
−0.070
0.508
X3
X2
X4
X5
X1

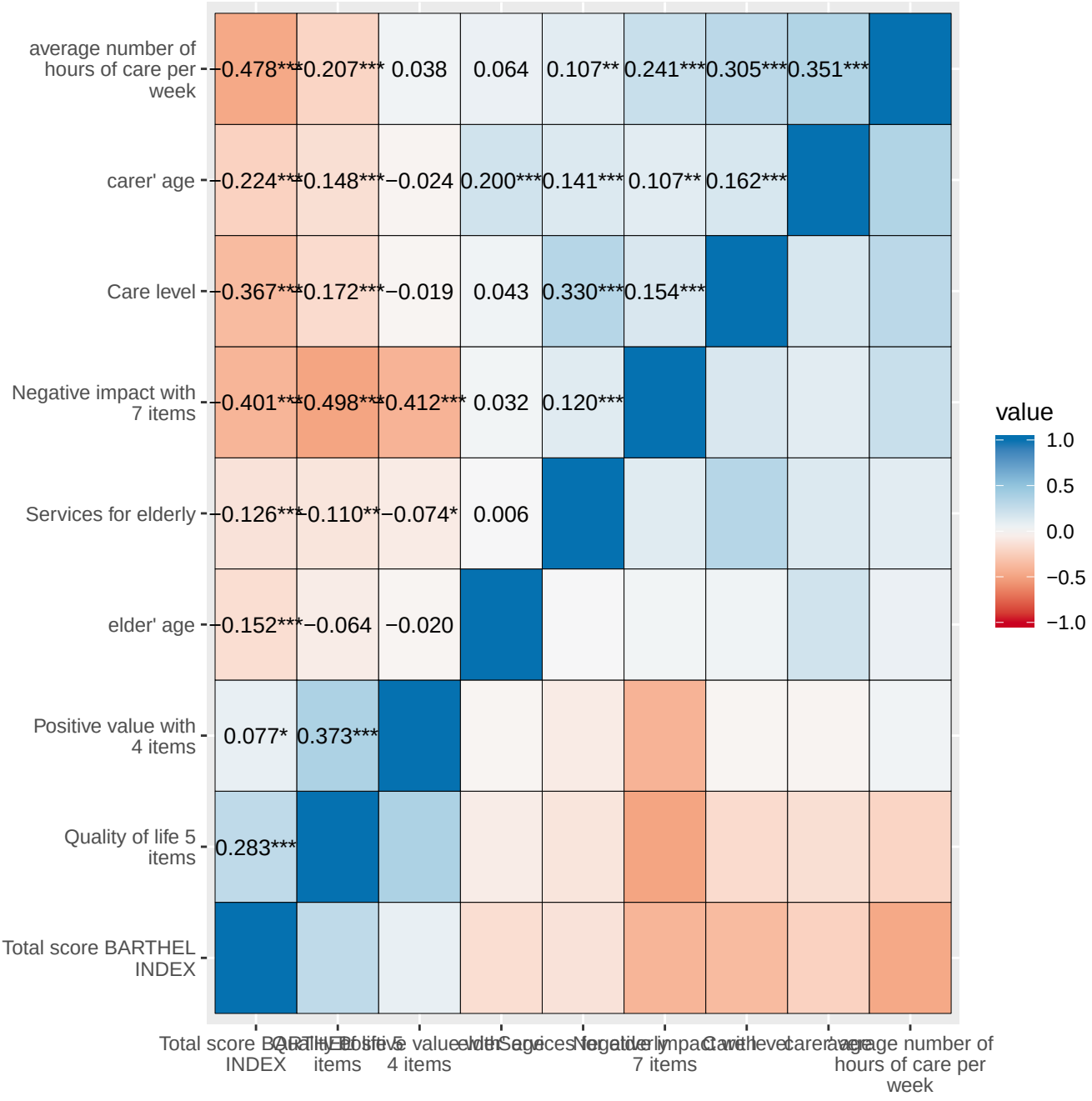
average number of hours of care per week
carer' age
Care level
Negative impact with 7 items
Services for elderly
elder' age
Positive value with 4 items
Quality of life 5 items
Total score BARTHEL INDEX
0.478***
0.207***
0.038
0.064
0.107**
0.241***
0.305***
0.351***
0.224***
0.148***
−0.024
0.200***
0.141***
0.107**
0.162***
0.367***
0.172***
−0.019
0.043
0.330***
0.154***
0.401***
0.498***
0.412***
0.032
0.120***
0.126***
0.110**
−0.074*
0.006
0.152***
−0.064
−0.020
0.077*
0.373***
0.283***
value
1.0
0.5
0.0
−0.5
−1.0

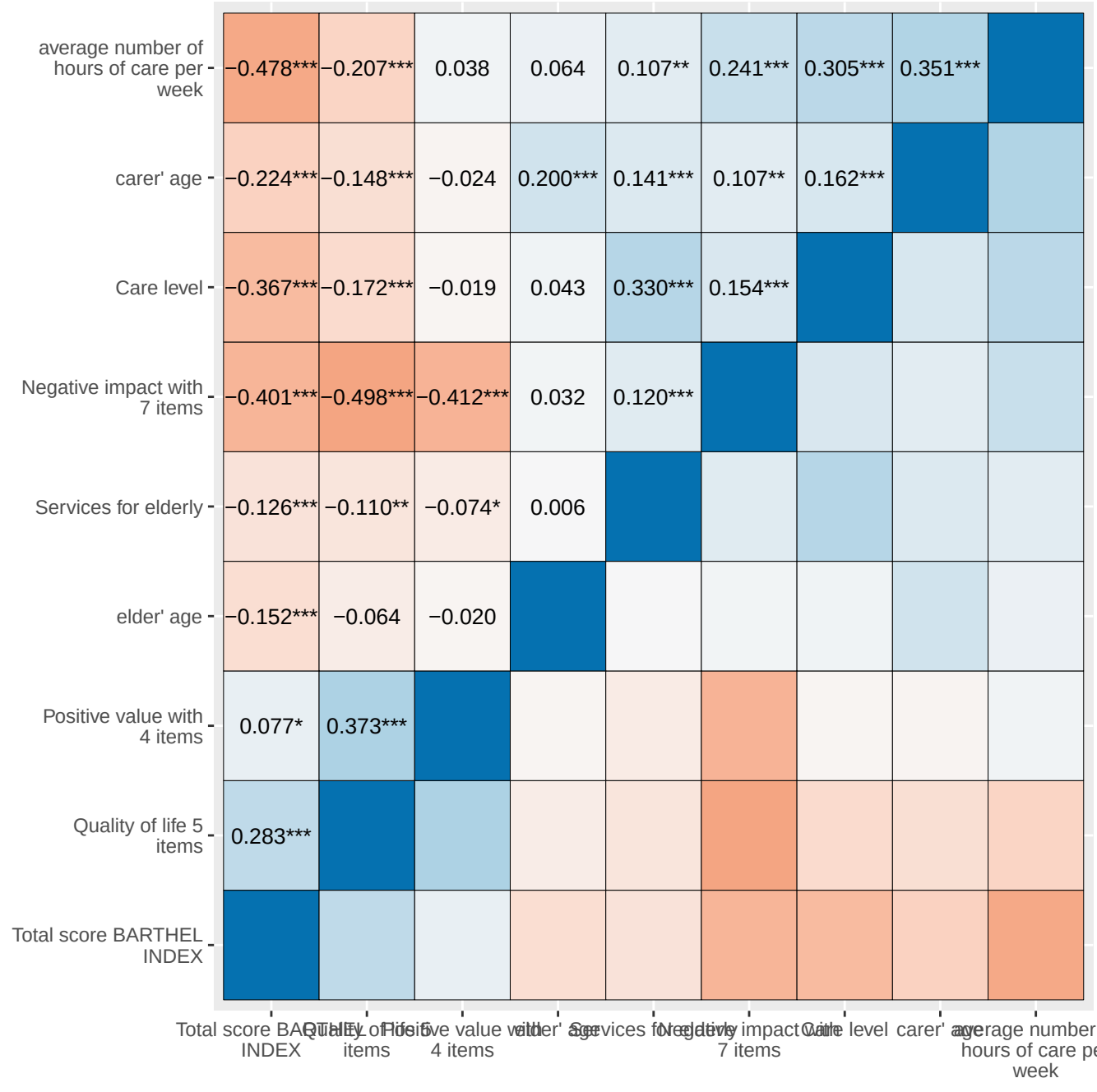
average number of hours of care per week
carer' age
Care level
Negative impact with 7 items
Services for elderly
elder' age
Positive value with 4 items
Quality of life 5 items
Total score BARTHEL INDEX
−0.478*** −0.207*** 0.038 0.064 0.107** 0.241*** 0.305*** 0.351***
−0.224*** −0.148*** −0.024 0.200*** 0.141*** 0.107** 0.162***
−0.367*** −0.172*** −0.019 0.043 0.330*** 0.154***
−0.401*** −0.498*** −0.412*** 0.032 0.120***
−0.126*** −0.110** −0.074* 0.006
−0.152*** −0.064 −0.020
0.077* 0.373***
0.283***
Total score BARTHEL INDEX
Quality of life 5 items
Positive value with 4 items
elder' age
Services for elderly
Negative impact with 7 items
Care level
carer' age
average number of hours of care per week