

Eliciting User Preferences for Personalized Explanations for Video Summaries

Oana Inel, Nava Tintarev, Lora Aroyo

DataTV 2020 Webinar




**massive amount of
digital video content
to explore**



On YouTube **500h**
of video uploaded
each **minute**

to **watch** the amount of video **uploaded on a day**



... one needs more than **82 years**



Typical Solution:

video summaries are used to provide a quick look into long and dense video material



But, video summarization process is **not transparent** to the end users

- Certain aspects of the video could be **amplified**, **diminished** or **omitted**
- It is not clear **which** fragments of the original video were **included** in / **excluded** from the video summary



But, video summarization process is **not transparent** to the end users

- Certain aspects of the video could be **amplified**, **diminished** or **omitted**
- It is not clear **which** fragments of the original video were **included** in / **excluded** from the video summary



**How can we make this transparent to end users by
means of *explanations*?**

How to make the **representativeness** of video summaries **transparent** to end users?

Dimensions of Transparency

Semantic
Coverage

Quantity
Coverage

Semantic
Prominence

Distance

- **concepts covered** in a summary and/or original video
- **fraction of concepts covered / not covered** in the summary
- **concept prominence** in a summary and/or original video
- **differences** between the summary and the original video.

Users prefer the most complete visual explanation, that combines the **four dimensions of transparency.**

Transparency Dimensions

Semantic Coverage

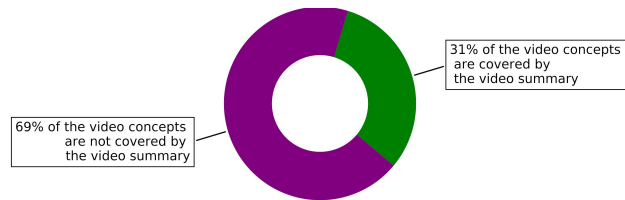
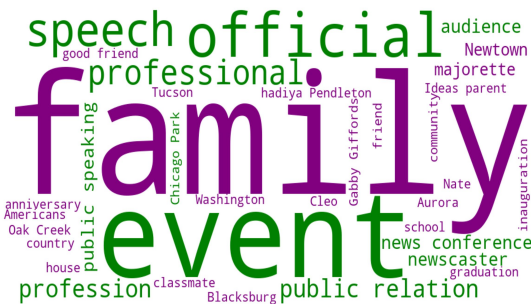
Distance

Semantic Prominence

Quantity Coverage



Video Summary



Video Summary Explanation

Users make use of the **four dimensions of transparency** to assess the representativeness of video summaries.

Video Summaries are not Representative

Semantic Coverage

Distance

“Both have small variations but do not show enough of the main topics to get an understanding of the events.”

Video Summaries are Very Similar

Quantity Coverage

“... the emphasis is different, but the percentages of concepts in the video summaries are the same”

Video Summaries Representativeness is Different

Semantic Prominence

Semantic Coverage

“The words and summary shown in this image are more prevalent to the original clip.”

Quantity Coverage

“covers 10% more of the video concepts”

Dataset & Code:

<https://github.com/oana-inel/FAIRView-VideoSummaryExplanations>

User Study - Utility:

<https://tinyurl.com/FairView-UtilityStudy>

User Study - Representativeness

<https://tinyurl.com/FairView-RepresentStudy>

Collaborators



CERTH

CENTRE FOR
RESEARCH & TECHNOLOGY
HELLAS



<https://oana-inel.github.io>
[@oana_inel](#), [@navatintarev](#), [@laroyo](#)

